


5.4



Rev. 4-01


3/4" - 2" MUELLER® 300™ BALL CORPORATION VALVES



B-25008

MUELLER® 300™ Ball Corporation Valve
 Inlet: AWWA taper (MUELLER "CC") thread
 Outlet: MUELLER® 110® Conductive Compression Connection for CTS O.D.* tubing

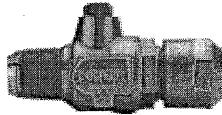
3/4"	3/4" x 1"	1"	1-1/2"	1-1/2" x 2"	2"
------	-----------	----	--------	-------------	----



B-25028

MUELLER® 300™ Ball Corporation Valve
 Inlet: AWWA I.P. thread
 Outlet: MUELLER® 110® Conductive Compression Connection for CTS O.D. tubing


3/4"	3/4" x 1"	1"	1-1/2"	1-1/2" x 2"	2"
------	-----------	----	--------	-------------	----



B-25009

MUELLER 300 Ball Corporation Valve
 Inlet: AWWA taper (MUELLER "CC") thread
 Outlet: MUELLER® 110® Compression Connection for IPS PE* pipe


3/4"	3/4" x 1"	1"
------	-----------	----



B-25029

MUELLER 300 Ball Corporation Valve
 Inlet: AWWA I.P. thread
 Outlet: MUELLER 110® Compression Connection for IPS PE* pipe


3/4"	3/4" x 1"	1"
------	-----------	----



E-25009

MUELLER 300 Ball Corporation Valve
 Inlet: AWWA taper (MUELLER "CC") thread
 Outlet: MUELLER Pack Joint for IPS PE** pipe
Note: 3/4" size only may also be used on PVC


3/4" **	1"	1-1/2"	2"
---------	----	--------	----



E-25029

MUELLER 300 Ball Corporation Valve
 Inlet: AWWA I.P. thread
 Outlet: MUELLER Pack Joint for IPS PE** pipe
Note: 3/4" size only may also be used on PVC


3/4" **	1"	1-1/2"	2"
---------	----	--------	----



V-25056

MUELLER 300 Ball Corporation Valve
 Inlet: AWWA taper (MUELLER "CC") thread
 Outlet: MUELLER Pack Joint for IPS PVC pipe


1"	1-1/2"	2"
----	--------	----



V-25058

MUELLER 300 Ball Corporation Valve
 Inlet: AWWA I.P. thread
 Outlet: MUELLER Pack Joint for IPS PVC pipe


1"	1-1/2"	2"
----	--------	----



P-25008

MUELLER 300 Ball Corporation Valve
 Inlet: AWWA taper (MUELLER "CC") thread
 Outlet: MUELLER Pack Joint Connection for CTS O.D. * tubing

3/4"	3/4" x 1"	1"	1-1/2"	1-1/2" x 2"	2"
------	-----------	----	--------	-------------	----



P-25028

MUELLER 300 Ball Corporation Valve
 Inlet: AWWA I.P. thread
 Outlet: MUELLER Pack Joint Connection for CTS O.D.* tubing
*See charts on pages 5.10-5.13 for tubing and pipe

3/4"	3/4" x 1"	1"	1-1/2"	1-1/2" x 2"	2"
------	-----------	----	--------	-------------	----

that may be used with these connections.

NOTE: Sizes shown above represent nominal size of inlet and outlet connections. When two sizes are given, the first is size of inlet and the second is size of outlet.

MUELLER Corporation Valves are manufactured and tested in accordance with ANSI/AWWA C800.



SUBMITTAL PROCEDURES (10 OF 28)

STANDARD PLAN:
PN - 019 - L

CITY ENGINEER APPROVAL:
 Longview: **C.B.**

DATE: **FEB. 2008**

Kelso: